

Fidelity and Interseasonal Movements of Purple Finches (*Carpodacus purpureus* (Gmelin)): Analysis of Band Re-encounter Data

W. Herbert Wilson*, and Bets Brown

Department of Biology, Colby College, 5739 Mayflower Hill Drive, Waterville, ME 04901, USA

Abstract: The Purple Finch (*Carpodacus purpureus* (Gmelin)) is a migratory fringillid breeding across the northern coniferous forests of North America. Although irruptions occur, little information has been gathered on the movements of individual birds. We used the 19,893 re-encounters of banded birds in the Bird Banding Laboratory database to identify patterns of movements and to examine wintering and breeding site fidelity. After normalizing the data for banding effort, we found that birds banded in the northeastern United States tended to move along the Atlantic Seaboard. Most birds banded in the upper Mid-west also moved along a north-south axis. Purple Finches west of the Sierra Nevada and Cascade Mountains in the far west rarely move east of those mountains. Throughout the range of the species, most movements tend to be along the north-south axis. The re-encounter data indicated a strong level of breeding site and wintering site fidelity with evidence of some year-round fidelity. Analysis of re-encounters as a function of season of banding and season of re-encounter demonstrated that birds stayed close to their breeding grounds during the fall before leaving for their wintering areas. Birds departed from the wintering areas early in the spring.

Keywords: Distribution, *carpodacus*, migration, finch.

INTRODUCTION

Facilitated by the ability to fly, birds can undertake extraordinary interseasonal migrations to nest, find food and avoid climatic extremes [1-3]. Some species migrate thousands of kilometers with notable long-distance migrants including the Sooty Shearwater (*Puffinus griseus*), Pectoral Sandpiper (*Calidris melanotos*) and Arctic Tern (*Sterna paradisaea*) [1, 2]. Bird censuses and banding stations provide information on the dates and pathways of migrations of particular species. At the level of the species, we have a detailed understanding of the migrations of hundreds of bird species. However, knowledge of the migrations of individuals is sparse. Breeding site fidelity for migratory breeding birds has been documented for a number of species [4-6]. Wintering site fidelity exists for some species but the literature coverage is much thinner [7, 8]. We have a paucity of information connecting migrants on their wintering grounds to their breeding grounds. Do birds overlapping in their winter range also overlap in their breeding range? Do individual birds demonstrate fidelity to both breeding sites and wintering sites? We provide answers to these questions for one species in this paper.

The Purple Finch (*Carpodacus purpureus* (Gmelin)) is a moderately common fringillid species that breeds across the northern tier of the United States from Maine to Minnesota and across the southern portions of all the Canadian Provinces [9]. A breeding population is also found along the Pacific coast, west of the Sierra Nevada and Cascade

Mountains. The Purple Finches in the northernmost portion of the breeding range withdraw in the winter while those in the southern part of the breeding range may be present year-round. Wintering birds may be found throughout most of the eastern United States, occurring as far west as east Texas north to the Dakotas. Some individuals winter along the Pacific coastal region.

Purple Finches are one of the suite of irruptive fringillids popularly called the northern finches. Strong southerly movements occur on a biennial basis in the Purple Finch [10-12]. These irruptions are thought to be driven by variation in the production of cone crops of conifers on which the Purple Finches depend. On occasion, an irruption may be remarkably strong [13].

Reports from single banding stations have demonstrated some evidence of wintering site fidelity (usually on a biennial basis) and breeding site fidelity [10, 11, 14-18]. However, our knowledge of the origin of wintering birds or the winter distribution of breeding birds is fragmentary. The only data pertaining to interseasonal movements come from anecdotal observations from a few scattered banding stations [18, 19]. In this contribution, we analyze all of the banded Purple Finch re-encounters (nearly 20,000 records) to elucidate the interseasonal movements of this vagile species. The data also contribute to our understanding of wintering and breeding site fidelity.

MATERIALS AND METHODOLOGY

The primary data for this paper are the 19,893 re-encounters of Purple Finches in the Bird Banding Lab (BBL) database. The data used span the period from 1921 until

*Address correspondence to this author at the Department of Biology, Colby College, 5739 Mayflower Hill Drive, Waterville, ME 04901, USA; Tel: 207-859-5739; Fax: 207-859-5705; E-mail: whwilson@colby.edu

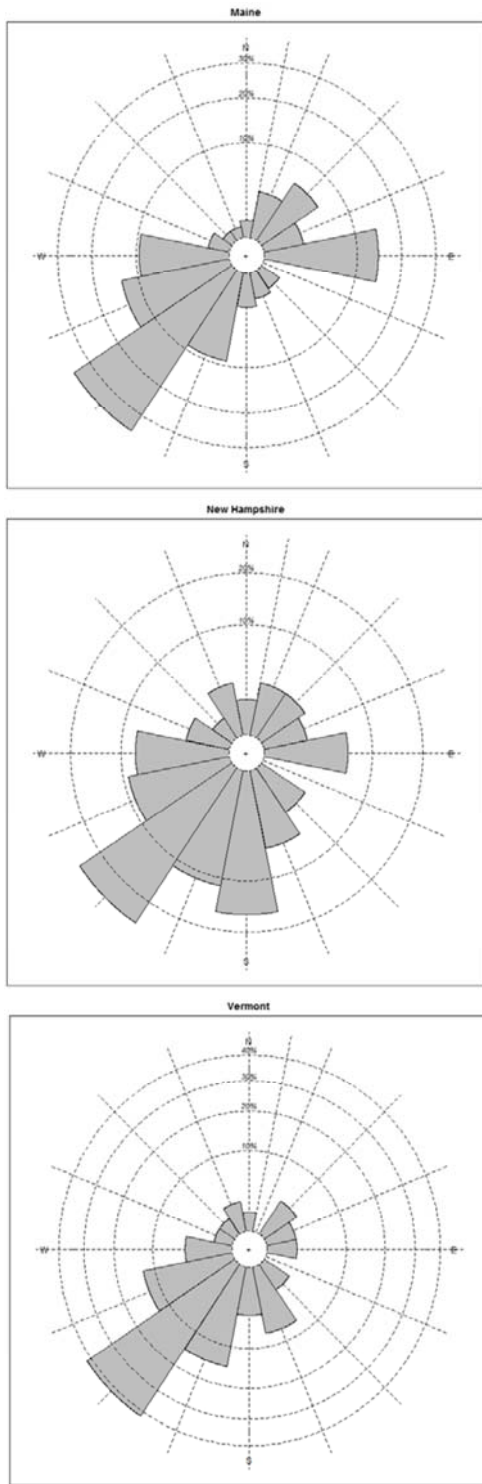


Fig. (4). Compass roses to show direction of movements of re-encountered Purple Finches originally banded in each state. Due north is toward the top of the page.

encountered birds out of these three states. Massachusetts has a broad range of movements with slightly more Purple Finches moving to the southwest. Connecticut and New York both show strong movements along a southwest to northeast axis.

Fig. (5). The distribution of re-encounters of Purple Finches originally banded in Massachusetts, Connecticut and New York. The label at the top of each map represents the state where the original banding occurred. A five-color ramp with equal quantiles (dark is highest) represent the normalized re-encounters. The raw re-encounter data are given as Arabic numbers.

The geographic distributions of birds banded in Michigan, Wisconsin and Minnesota are shown in Fig. (7). The three states show different patterns from those in Figs. (3,5). Birds banded in Michigan occurred broadly. Some birds occurred in the western provinces all the way to British Co-

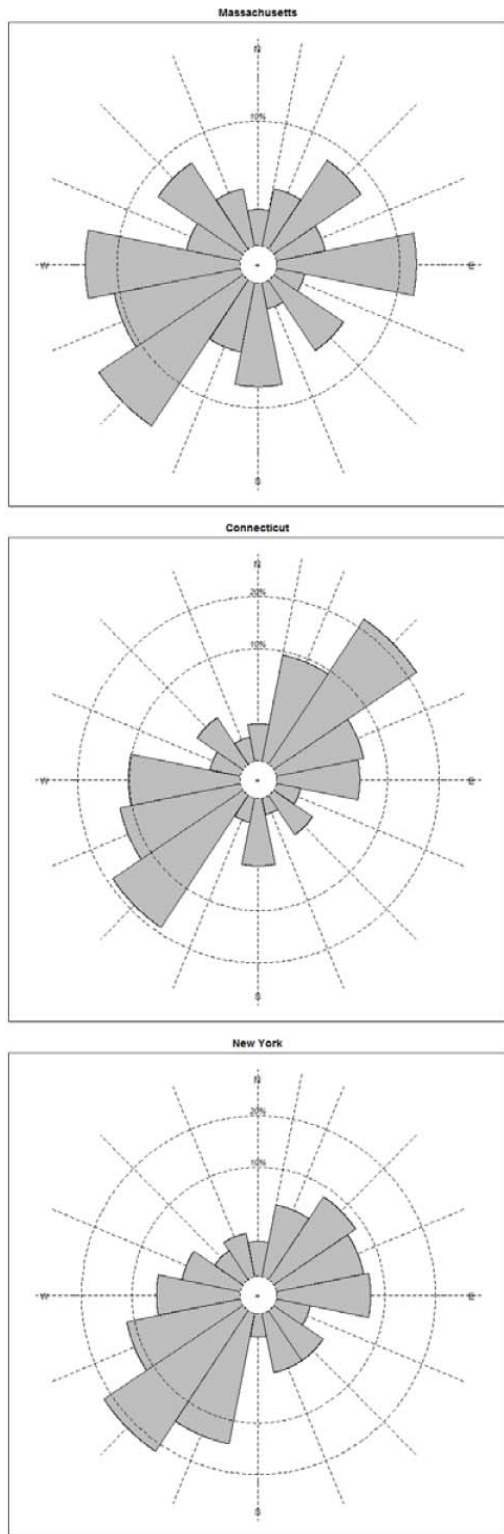


Fig. (6). Compass roses to show the direction of movement of re-encountered Purple Finches originally banded in each state.

lumbia. Birds banded slightly west in Wisconsin and Minnesota showed a distinct westward shift when re-encountered. Birds banded in both states were rarely encountered along the eastern seaboard. Heaviest re-encounters were in the mid-western states and the western provinces. A compass rose (Fig. 8) indicates all three states have a distinct ten-

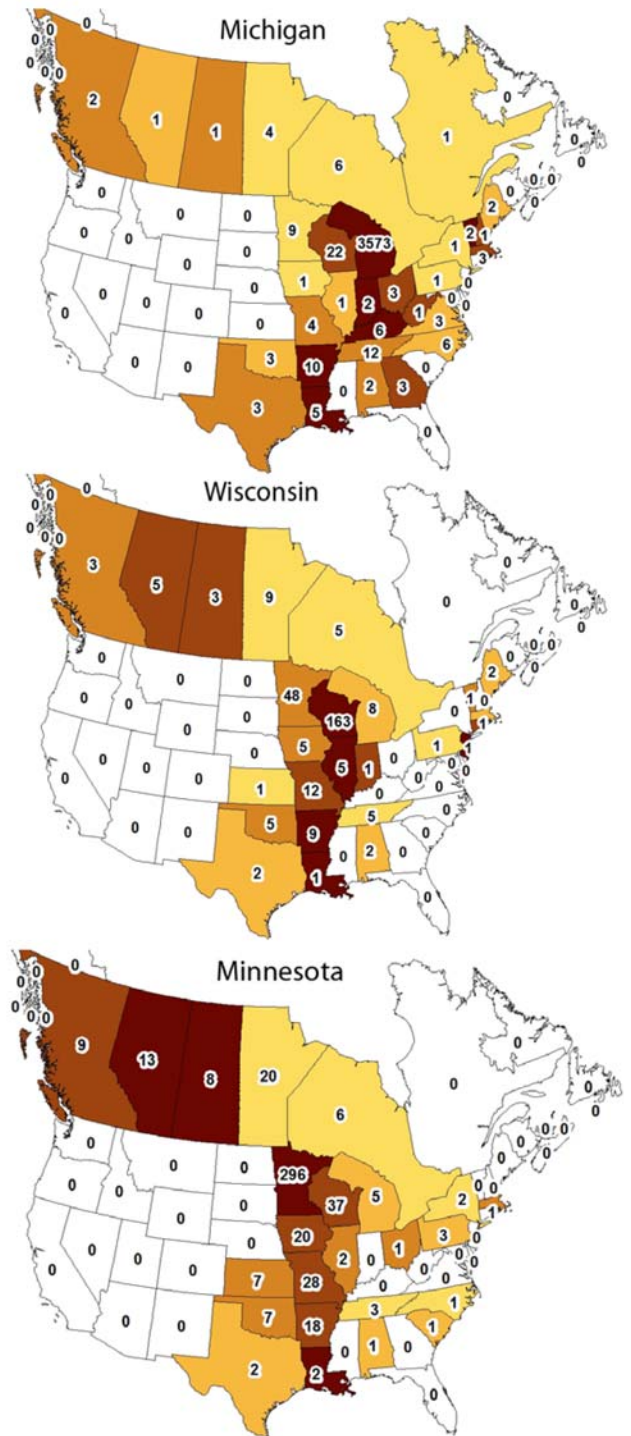


Fig. (7). The distribution of re-encounters of Purple Finches originally banded in Michigan, Wisconsin and Minnesota. The label at the top of each map represents the state where the original banding occurred. A five-color ramp with equal quantiles (dark is highest) represent the normalized re-encounters. The raw re-encounter data are given as Arabic numbers.

endency to move southward, although the predominant general direction of movement from Wisconsin is to the northwest.

Fig. (9) depicts the distribution of re-encounters of birds banded in Pennsylvania, New Jersey and North Carolina.

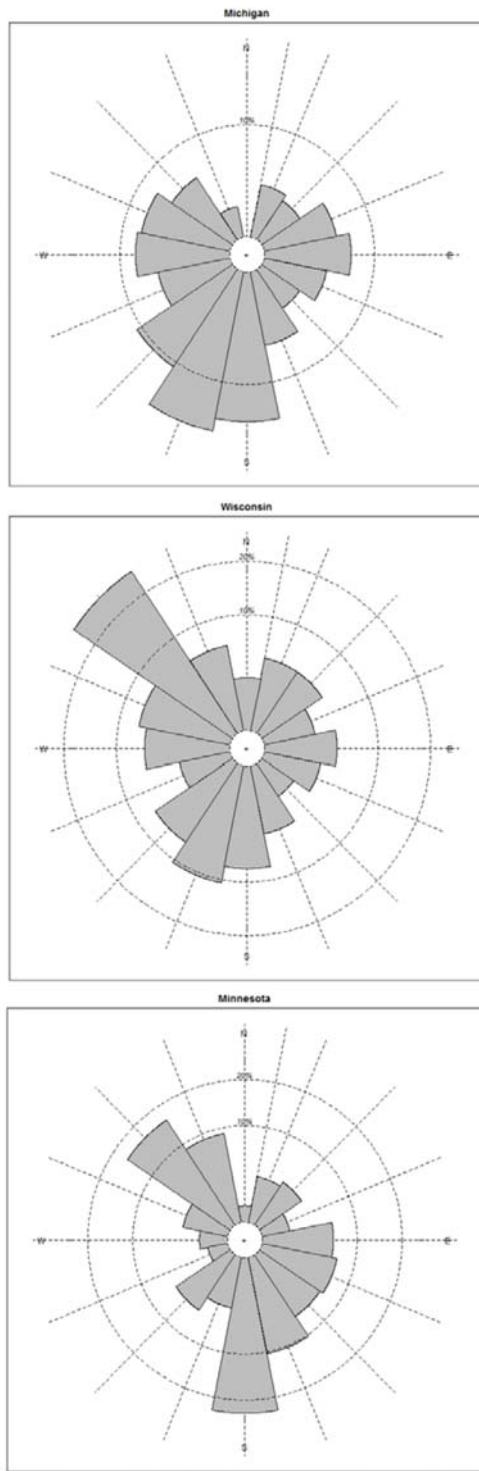


Fig. (8). Compass roses to show direction of movement of re-encountered Purple Finches originally banded in each state.

The latter two states are south of the breeding range of Purple Finch. Birds banded in Pennsylvania show a strong eastern seaboard and Gulf coast signature of re-encounters with a few occurring in Ontario, Michigan and Wisconsin. A similar pattern emerges for New Jersey with a few remarkable individuals co-occurring in Alberta and Manitoba. The pattern for North Carolina is consistent with the other eastern

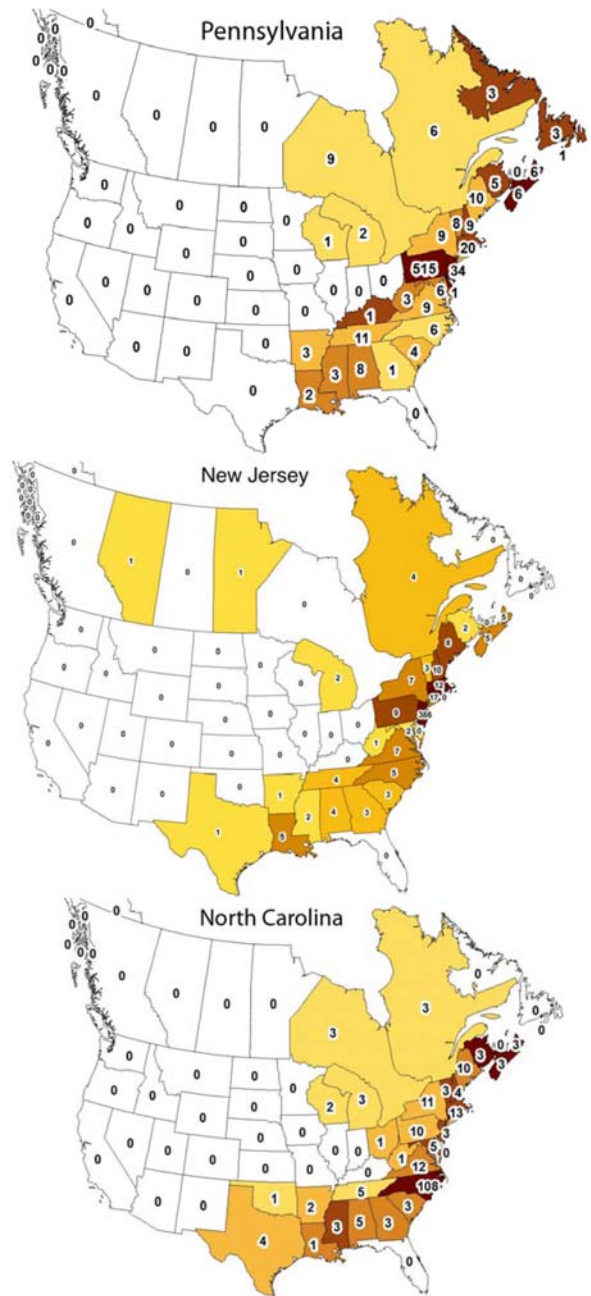


Fig. (9). The distribution of re-encounters of Purple Finches originally banded in Pennsylvania, New Jersey and North Carolina. The label at the top of each map represents the state where the original banding occurred. A five-color ramp with equal quantiles (dark is highest) represent the normalized re-encounters. The raw re-encounter data are given as Arabic numbers.

states. Most re-encounters are in Atlantic or Gulf states. Compass roses (Fig. 10) indicate that birds move in all directions with a greater tendency to move to the northeast. Compared to more northerly states, this pattern of movement is similar to Connecticut but dissimilar from Maine, Vermont, Massachusetts, New Hampshire and New York (Figs. 3,5).

The number of re-encounters for the Pacific states and British Columbia is quite limited but worthy of consideration. For birds banded in California, 148 re-encounters have

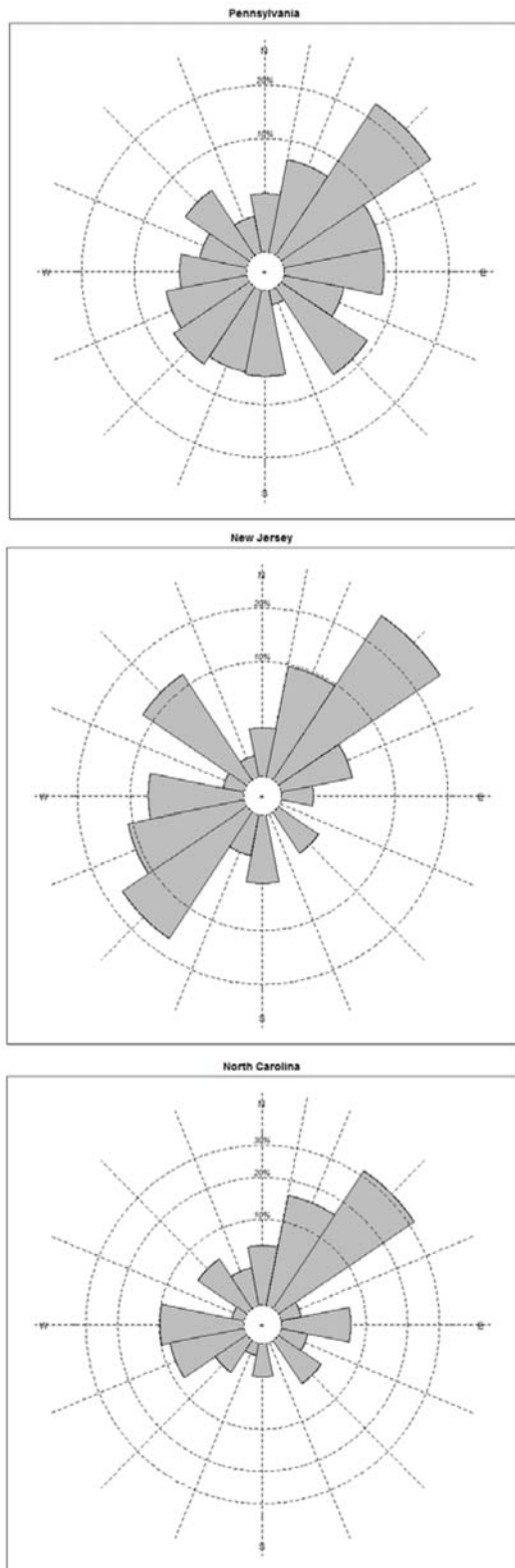


Fig. (10). Compass roses to show distribution of directions of migration for birds banded in a particular state.

been reported. One-hundred-forty of those were also in California with four in Oregon, three in Washington and one in British Columbia. Thirty-six birds banded in Oregon were re-encountered: 25 in Oregon, six in Washington and five in

California. For birds banded in Washington, 40 were re-encountered: 33 in Washington, three in Oregon, three in British Columbia and one in California. Of the 55 re-encountered birds banded in British Columbia, 53 were found in British Columbia, one in Washington and one in Alberta. Fig. (11) shows compass roses of the trajectories of movement. The general movements are northward and south to southeastward. The eastward movements in British Columbia and Washington are a reflection of most banding being done in the western portion of each area. Eastward movements are possible without a bird leaving the state or province.

Fig. (12) presents data on breeding and winter site fidelity. With unequal banding efforts across space and time, it is impossible to determine a percentage of fidelity with any confidence. However, it is clear from Fig. (12A) (note the logarithmic scale of the y-axis) that breeding site fidelity, in some cases for more than five years, occurs in Purple Finches. The decline in frequency with time between banding and re-encounter is as one would expect. Of the 5,235 re-encounters, 4,952 (94.6%) occurred at the original banding site. Re-locations between 13-100 km and 100-500 km from the banding site were about equivalent. Occasionally, a bird relocated to a far distant breeding site.

Fig. (12B) presents similar data for winter site fidelity. The pattern is similar, though not quite as strong, to the pattern for breeding site fidelity. Of the 649 re-encounters in the data set, 443 (68.3%) were recaptured locally in subsequent years.

We discovered some evidence that some birds may display year-round fidelity, at least for a portion of their lives. To qualify as evidence, a bird had to be banded in the breeding season and then re-encountered at the same location in the wintering season or, conversely, re-encountered during the breeding season after banding during a winter season. Seventy-five birds met these criteria and 15 were re-encountered at least twice. Some birds were re-encountered during the fall or spring as well. We list the ten most compelling examples in Table 1.

Table 2 presents data on the average distance of re-encounters from the original banding site as a function of season re-encountered. We restrict our analysis to birds banded in either the breeding or wintering season as the motility of birds during migration confounds interpretation for birds banded in either the spring or fall. The ANOVA for birds banded in the breeding season (Table 2A) indicates significant differences for birds recovered in each of the seasons ($F_{3,10841} = 1391.5, p < 0.001$). Scheffé post hoc contrasts indicate each mean is different from all others. Unsurprisingly, birds re-encountered in the breeding season in subsequent years show the lowest mean distance. Fall distances are the next smallest distance, followed by spring and lastly winter.

The comparable data for birds banded in the winter season are presented in Table (2B). The ANOVA indicates significant differences among seasons ($F_{3,1990} = 63.04, p < 0.001$). However, post hoc Scheffé contrasts indicate that the means for spring, winter and fall are not different from each

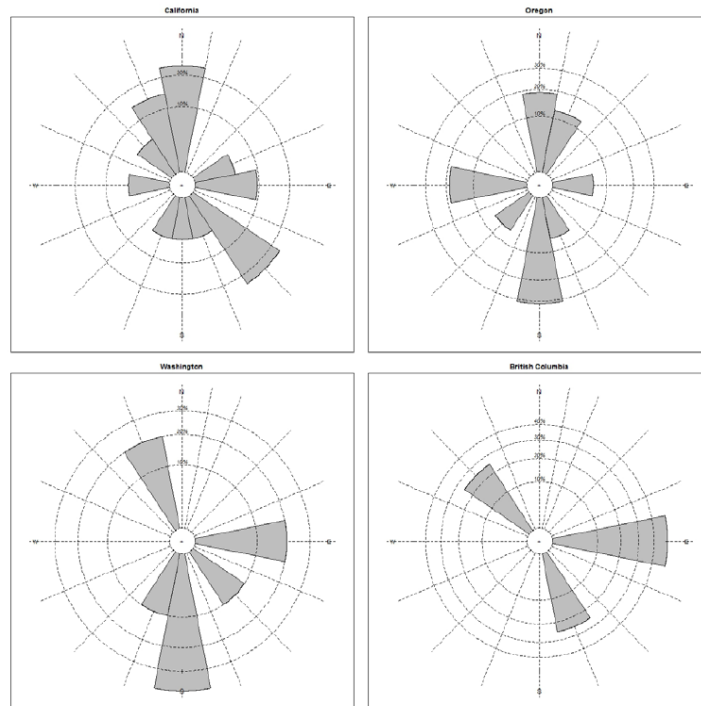


Fig. (11). Compass roses for movements of Purple Finches in four Pacific province/states.

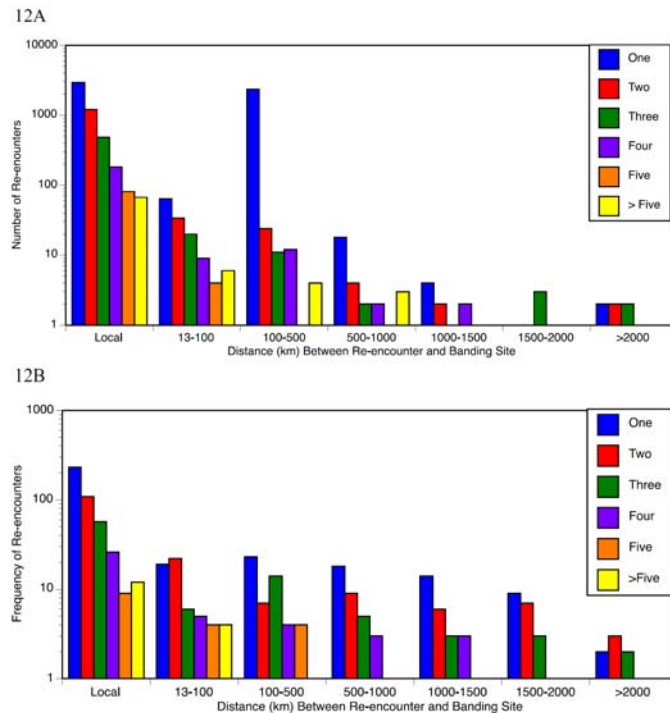


Fig. (12). Fig. (12A) presents the frequency of re-encounters of birds banded during the breeding season and re-encountered in a subsequent breeding season. Different colors of bars represent different numbers of years between banding and re-encounter for seven different ranges of distance. Fig. (12B) presents the corresponding data for birds banded during the winter and re-encountered during a subsequent winter. Note that the y-axis has a logarithmic scale.

other. All three are significantly smaller than the mean for the breeding season.

Taken together, the data indicate that birds tend to linger well into the fall after breeding (Table 2A) and that birds

tend to arrive and depart from their wintering grounds fairly quickly (Table 2B).

Extreme occurrences are often of interest. For Purple Finches, the maximum distance between captures was for a bird banded in Maine on 5 May 1966 and re-encountered in

Table 1. Evidence of Year-round Fidelity. Birds Were Either Banded During the Breeding Season and then Re-encountered at Least Once During the Wintering Season at the Same Locality or Banded During the Wintering Season and Re-encountered at Least Once During the Breeding Season

Band Number	State Banded	Banding Date	Re-encounter Dates
149913	Massachusetts	28 December1924	5 April 1925; 5 May1926; 2 April 1927; 23 August1927
417576	Massachusetts	28 April1933	10 December1933; 10 April 1935; 26 April 1936
6058893	Massachusetts	16 January1935	13 May1935; 29 March1936; 16 April1939
36083165	Vermont	23 April 1937	4 May1938; 9 January1939; 7 May1940
41056781	Vermont	30 May1941	5 May1942; 6 January1943; 8 May1944
42084108	Vermont	13 August1947	23 April 1948; 11 May1949; 20 May1950; 23 February1951
50066348	Connecticut	24 May1951	14 April1953; 9 January1954; 1 May1955; 20 December1955
51000510	Connecticut	26 December1951	18 April1952; 23 March1953; 6 February1955
20185641	Maine	18 June 1952	17 October1952; 15 May1953; 25 February1954; 5 May1955
51028082	Connecticut	25 December1952	22 February1953; 25 February1954; 16 December1954; 19 April 1955; 7 February1959; 29 March1959

Texas on 23 December 1988, a distance of 2884 km. The mean distance traveled was 504 km excluding all local re-encounters or 122 km for all re-encounters.

Three particularly noteworthy data notably extend the previous longevity record (14 years) for the species [21]. A bird banded in Vermont on 7 September 1981 and re-encountered in Florida on 19 October 2003 was 22.1 years old. A bird banded in Minnesota on 19 April 1963 was re-

Table 2. Mean Distances (km) Traveled of Birds Re-encountered After Banding During the Breeding Season (A) and During the Winter Season (B) as a Function of Re-encounter Season. All Birds Re-encountered Within 120 Days of Initial Banding Were Excluded from the Analysis. Data are Presented as Mean (Standard Deviation). Letters to the Right of Each Mean Indicate Results of Scheffé Post-hoc Contrasts; Means Sharing the Same Letter not Statistically Different ($p > 0.05$)

A. Birds Banded During the Breeding Season

Season Re-encountered	Breeding	Fall	Winter	Spring
	11.7 a (103.6)	60.0 b (233.5)	697.0 c (733.9)	164.8 d (384.3)

B. Birds Banded During the Winter

Season Re-encountered	Winter	Spring	Breeding	Fall
	197.8 a (440.8)	190.5 a (384.3)	584.9 b (720.2)	229.8 a (486.8)

encountered on 18 March 1984, 20.9 years later. A finch banded on 11 August 1928 was re-encountered in Pennsylvania on 15 June 1946, 17.9 years later.

DISCUSSION AND CONCLUSION

The Purple Finch is a vagile species restricted to North America. Based on the number of birds captured at continuously operated banding stations, a strong biennial cycle of irruptions of Purple Finches south of their breeding range has been documented [12, 22]. The generality of this pattern is borne out by Christmas Bird Count data and Project FeederWatch data. This pattern has been attributed to alternate year failure of cone crops of conifers in the breeding range of the Purple Finch [23]. We know of no direct support of this cone-failure hypothesis. The hypothesis that Purple Finch irruptions are being short-stopped in recent years because of the prevalence of bird feeders is not supported, thus failing to provide indirect evidence for food limitation in this species [24].

Despite the claim that Purple Finches do withdraw from their northern breeding areas in alternate years, little information is available about the behavior of individual birds. Re-encounter of banded birds provides a mechanism to understand movements of individual birds. However, great variability in banding effort over time and space (Figs. 1,2) makes it difficult to determine meaningful rates of movements. By normalizing re-encounter frequency by banding effort and by size of the geographic unit, we have reduced some of this inherent variability. Our analysis (Figs. 3-6) indicates that birds in the Maritime Provinces and New England move largely along a north-south axis with some movement westward to Gulf Coast states. Birds in the Midwest mostly follow a north-south axis as well with birds banded in Minnesota and Wisconsin rarely occurring along the eastern seaboard. Limited data exist for the Pacific coast states and British Columbia, but only one bird banded in any of these four areas has been re-encountered outside the region. A single Purple Finch re-encountered in Alberta is the only one of 275 re-encountered birds originally banded in the three states or British Columbia.

Data from individual banding stations had previously identified varying degrees of winter site fidelity. For a site in Tennessee, the return rate was 1.1% [25]. A slightly higher winter recovery rate (1.6%) was found for a different site in

Tennessee [26]. For a site in Hillsborough, North Carolina, winter fidelity rates between 8.9% and 21.6% over seven winters were reported [19]. At a banding station in Schenectady, NY, 0.5% of 2,822 Purple Finches banded over an 18-year period were re-encountered in subsequent years [16]. Anecdotal evidence exists for winter site fidelity to a banding station in South Carolina [18]. Twenty-six Purple Finches banded in previous winters returned to the banding site. Eighteen of those returned for the first time. Five returned for a third winter and three returned for their fourth winter. Using all of the winter re-encounters of birds banded in previous winters, we were able to demonstrate much stronger winter site fidelity than heretofore demonstrated (Fig. 7A). Over 68% of the re-encounters were made at the original banding site.

Breeding site fidelity has received less attention by individual banders. In Michigan, a fidelity rate of 56.8% to breeding sites was observed [14, 22, 27]. Breeding site fidelity of 23.6% was reported from Schenectady, New York [16, 17]. Our analysis indicates very strong fidelity with over 94% of breeding season re-encounters occurring at the original banding site for birds banded during a previous breeding season.

As shown in Table 1, some Purple Finches show evidence of year-round fidelity. To detect such behavior, a banding station must be operated continuously for at least several years. We have no way to know how many continuously operated stations failed to detect such year-round fidelity. Therefore, we cannot determine how frequently such year-round fidelity occurs although it certainly must apply to a minority of Purple Finches.

The analysis of the relationship of distance traveled between original banding and re-encounter as a function of season (Table 2) provides some insight into the pace of annual movements. Birds banded on the breeding grounds (Table 2A) did not stage much movement until the winter. They did show northward movements in the spring. For birds banded on the wintering grounds, little movement occurs over the spring and then the greatest movement occurs as they migrate to the breeding grounds (Table 2B).

In conclusion, the re-encounter data indicate that Purple Finches tend to follow a north-south axis of movement for birds in northeastern North America, in the Midwest and long the Pacific coast. We can detect breeding site fidelity, wintering site fidelity and, less frequently, year-round site

fidelity but uneven banding effort thwarts any effort to know how frequently these behaviors arise. Birds tend to linger on the breeding grounds well past the nesting season and depart from the wintering grounds early in the spring. By using the rich data from the Bird Banding Laboratory, we are able to make a significant contribution by linking the winter and breeding season ranges of a representative passerine.

CONFLICT OF INTEREST

The author(s) confirm that this article content has no conflicts of interest.

ACKNOWLEDGEMENTS

We are grateful to Danny Bystrak of the Bird Banding Laboratory for making the banding records available. We wish to thank Manny Gimond, Colby College, for his assistance in preparing the maps with ARC-Gis and R. Support for this research came from the Leslie Brainerd Arey Research Fund, Colby College.

REFERENCES

- [1] Alerstam T. Bird migration. Cambridge: Cambridge University Press 1990.
- [2] Berthold P, Gwinner E, Sonnenschein E, Eds. Avian migration. Berlin: Springer-Verlag 2003.
- [3] Newton I. The migration ecology of birds. Amsterdam: Elsevier Press 2008.
- [4] Nice MM. Studies in the life history of the song sparrow. New York: Linnaean Society of New York 1937.
- [5] Greenwood PJ, Harvey PH. The natal and breeding dispersal of birds. *Annu Rev Ecol Syst* 1982; 13: 1-21.
- [6] Bollinger EK, Gavin TA. The effects of site quality of breeding-site fidelity in Bobolinks. *Auk* 1989; 106: 584-94.
- [7] Kricher JC, Davis WC Jr. Returns and winter-site fidelity of North American migrants banded in Belize, Central America. *J Field Ornithol* 1986; 57: 48-52.
- [8] Wunderlee JM Jr, Latta SC. Winter site fidelity of Neartic migrant in shade grown coffee plantations of different sizes in the Dominican Republic. *Auk* 2000; 117: 596-614.
- [9] Wootton JT. Purple Finch (*Carpodacus purpureus*). In: Poole A, Gill F, Eds. The Birds of North America, No. 208. Philadelphia: The Academy of Natural Sciences; Washington D.C: American Ornithologists' Union 1996; pp. 1-24.
- [10] Blake CH. Further notes on Purple Finches. *Bird-Banding* 1962; 33: 173-80.
- [11] Blake CH. Purple finches at Hillsborough: NC, 1961-1965. *Bird-Banding* 1967; 38: 1-17.
- [12] Kennard JH. Biennial rhythm in Purple Finch migration. *Bird-Banding* 1977; 46: 55-73.
- [13] Weaver RL. The purple finch invasion of northeastern United States and the Maritime Provinces. *Bird-Banding* 1940; 11: 79-105.
- [14] Magee MJ. The average age of the eastern purple finch: an estimate based on returns and recoveries. *Bird-Banding* 1936; 7: 161-2.
- [15] Laskey AR. A longevity and round trip record of purple finches. *Bird-Banding* 1963; 34: 227.
- [16] Yunick RP. Winter site fidelity of some northern finches (Fringillidae). *J Field Ornithol* 1983; 54: 254-8.
- [17] Yunick RP. Seven multiple-recapture encounters with banded birds. *Am Bird Bander* 1987; 12: 60-3.
- [18] Hilton Jr B. *Carpodacus* finches in South Carolina's Piedmont: migration, sex ratios, site fidelity, and longevity. *N Am Bird Bander* 1995; 19: 1-11.
- [19] Magee MJ. Eastern purple finch recoveries in and away from the eastern part of the upper peninsula of Michigan. *Bird-Banding* 1935; 6: 102-3.
- [20] Williams E. Great circle calculator [homepage on the Internet]. [Cited 19th Dec 2011]. Available from: <http://williams.best.vwh.net/agccalc.htm>
- [21] Kennard JH. Longevity records of North American birds. *N Am Bird Bander* 1975; 46: 55-73.
- [22] Magee MJ. Summary of trapping and banding operations of northern Michigan. *Wilson Bull* 1926; 38: 162-7.
- [23] Bock CE, Lephien LW. Synchronous irruptions of boreal seed-eating birds. *Am Nat* 1976; 110: 559-71.
- [24] Wilson Jr WH. Bird feeding and irruptions of northern finches: are migrations short-stopped? *N Am Bird Bander* 1999; 24:13-21.
- [25] Laskey AR. Longevity and movements of banded Purple Finches. *Migrant* 1974; 41: 73-4.
- [26] Stedman SJ. Return and recovery rates for purple finch banded in Williamson County, Tennessee. *N Am Bird Bander* 1989; 14: 86-7.
- [27] Magee MJ. Note on the purple finch (*Carpodacus purpureus purpureus*). *Auk* 1924; 41: 606-10.

Received: April 25, 2012

Revised: May 27, 2012

Accepted: June 11, 2012

© Wilson and Brown; Licensee *Bentham Open*.

This is an open access article licensed under the terms of the Creative Commons Attribution Non-Commercial License (<http://creativecommons.org/licenses/by-nc/3.0/>), which permits unrestricted, non-commercial use, distribution and reproduction in any medium, provided the work is properly cited.